

Challenger Colour Tablet



VTech understands that a child's needs and abilities change as they grow and with that in mind we develop our toys to teach and entertain at just the right level...

Electronic Learning Computers

Cool, aspirational and inspiring computers for curriculum related learning

Pre-School

Interactive toys to develop their imagination and encourage language development

vtech Baby

Toys that will stimulate their interest in different textures, sounds and colours

I am...

...responding to colours, sounds and textures

...understanding cause and effect

...learning to touch, reach, grasp, sit-up, crawl and toddle

I want...

...to get ready for school by starting to learn the alphabet and counting

...my learning to be as fun, easy and exciting as can be

...to show my creativity with drawing and music so my whole brain develops

I need...

...challenging activities that can keep pace with my growing mind

...intelligent technology that adapts to my level of learning

...National Curriculum based content to support what I'm learning at school

Birth-36 months

3-6 years


4-10 years



INTRODUCTION

Thank you for purchasing the **VTech® Challenger Colour Tablet**.

The **Challenger Colour Tablet** is a high-tech tablet that is filled with amazing activities! It features a bright colourful screen and focuses on stimulating and expanding your imagination and creativity. There are 60 activities that cover letters, phonics, vocabulary, maths, science, art, logic and more! Explore and learn together with the Puppy! Come on! Let's go!



INCLUDED IN THIS PACKAGE

- One **VTech® Challenger Colour Tablet**
- One User's Manual

WARNING:

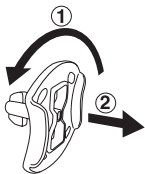
All packing materials such as tape, plastic sheets, packaging locks and tags are not part of this toy, and should be discarded for your child's safety.

NOTE: Please keep user's manual as it contains important information.

DEMO STRIP REMOVAL:

When the product is taken out of the packaging, please remove the demo strip from the unit to activate normal play mode.

UNLOCK THE PACKAGING LOCKS:

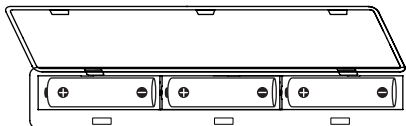


1. Rotate the packaging lock 90 degrees anti-clockwise.

2. Pull out the packaging lock.

GETTING STARTED

BATTERY INSTALLATION



1. Make sure the unit is **OFF**.
2. Locate the battery cover at the back of the unit.
3. Install 3 new AA Size (AM-3/LR6) batteries following the diagram inside the battery box. (The use of new alkaline batteries is recommended for maximum performance.)
4. Replace the battery cover.

BATTERY NOTICE

- Use new alkaline batteries for maximum performance.
- Use only batteries of the same or equivalent type as recommended.
- Do not mix different types of batteries: alkaline, standard (carbonzinc) or rechargeable (Ni-Cd, Ni-MH), or new and used batteries.
- Do not use damaged batteries.
- Insert batteries with the correct polarity.
- Do not short-circuit the battery terminals.
- Remove exhausted batteries from the toy.
- Remove batteries during long periods of non-use.
- Do not dispose of batteries in fire.
- Do not charge non-rechargeable batteries.
- Remove rechargeable batteries from the toy before charging (if removable).
- Rechargeable batteries are only to be charged under adult supervision.

Disposal of batteries and product



The crossed-out wheellie bin symbols on products and batteries, or on their respective packaging, indicates they must not be disposed of in domestic waste as they contain substances that can be damaging to the environment and human health.



The chemical symbols Hg, Cd or Pb, where marked, indicate that the battery contains more than the specified value of mercury (Hg), cadmium (Cd) or lead (Pb) set out in Battery Directive (2006/66/EC).

The solid bar indicates that the product was placed on the market after 13th August, 2005.

Help protect the environment by disposing of your product or batteries responsibly.

For more information, please visit:


www.recycle-more.co.uk

www.recyclenow.com

PRODUCT FEATURES

Your **VTech® Challenger Colour Tablet** has a full numeric and QWERTY keyboard.



1.  **ON/OFF BUTTON:** Press this button to turn the unit ON and press it again to turn the unit OFF.
2. **18 APP BUTTONS:** Press an App button to select an activity you want to play.



3. ACTIVITY SELECTION:

When the unit is turned on, you will see a short opening animation before entering the Activity Menu. Here, the activities will cycle through automatically. You can choose an activity in one of these ways:

- 1) Press the Enter Button when you see an activity you like.
- 2) Use the Cursor Keys to cycle through the activities and press the Enter Button to confirm.
- 3) Press any of the App buttons directly. After that, the activities in the chosen App button will cycle through automatically. Press the Enter Button to confirm an activity, or use the Cursor Keys to cycle through the activities and then press the Enter Button to confirm.


4.  **VOLUME AND CONTRAST BUTTON:** To adjust the volume, press this button or a pop-up screen will appear. Use the Cursor Keys to move the cursor bar to the right for higher volume and to the left for lower volume. Press this button again to adjust the screen contrast by the same method. There are 5 levels of volume and 3 levels of contrast for you to choose from.

5. **26 LETTER BUTTONS:** Press these buttons to learn or answer questions in letter-related activities.




6. **10 NUMBER BUTTONS:** Press these buttons to explore numbers.





7.  **ENTER BUTTON:** Press this button to confirm your selection.

8.  **BACKGROUND MUSIC ON/OFF BUTTON:** Press this button to turn the background music on or off.


9.  **4 CURSOR KEYS:** Use these keys to cycle through choices to make a selection in the activities or in the Main Menu.




10.  **HELP BUTTON:** Press this button to hear an instruction or question repeated or to see a hint.

11.  **REPEAT BUTTON:** Press this button to hear the instruction or question again.

12.  **ESC BUTTON:** Press this button to go back to the previous screen or exit from the current activity.

13.  **DELETE BUTTON:** Press this button to delete your creations in the activity My Creative Collection.

14.  **MY CREATIVE COLLECTION BUTTON:** Press this button to show the activity menu of the following activities. You can select one activity to review your creations in that activity.

A01 Magic Show	A02 Magic Mirror
A03 Picture Painter	A04 My Aquarium

15. AUTO-LEVELING FEATURE

In some activities, after answering 2 continuous rounds of questions correctly and getting 80-100 points in each round, it will auto-level up to the next level of difficulty. After you have completed 3 levels, you will see a rewarding animation and go back to the main menu.

A07 Drum Mania	A21 Vowel Voyage	A44 Twins Hunter	A45 Ball Collector
A46 What's New?	A48 Super Matching	A50 Super Archer	A51 Matching Pair

16. SCREEN SAVER

The screen saver animation will automatically activate after a few minutes of no input.

17. AUTOMATIC SHUT-OFF

To preserve battery life the unit will automatically turn off after several minutes without input.

It can be turned on again by pressing the **ON/OFF BUTTON**.

The unit will also automatically turn off when the batteries are very low. A warning will be displayed on the screen as a reminder to change the batteries.

ACTIVITIES

The **VTech® Challenger Colour Tablet** offers a total of 60 fun activities to play.

Category	App Name	Activity Index	Activity Name
Creativity	Creativity Studio	1	Magic Show
		2	Magic Mirror
		3	Picture Painter
	My Aquarium	4	My Aquarium
	Music Fun	5	Music Explorer
		6	Animal Concert
		7	Drum Mania
		8	Music DJ
Language		Letters	9
	10		Letter Bubbles
	11		Sound Surprise
	Wonderful words	12	Wonderful Words Beginner
		13	Wonderful Words Explorer
		14	Wonderful Words Expert
	Rhyming	15	Rhyming Party Beginner
		16	Rhyming Party Explorer
		17	Rhyming Party Expert
	Sound Ships	18	Sound Ships Beginner
		19	Sound Ships Explorer
		20	Sound Ships Expert
		21	Vowel Voyage
	Word Maker	22	Word Maker Beginner
		23	Word Maker Explorer
		24	Word Maker Expert

Language	Spelling	25	Missing Letter Beginner
		26	Missing Letter Explorer
		27	Missing Letter Expert
Maths	Numbers	28	Count the Amount
		29	Number Order Beginner
		30	Number Order Explorer
		31	Number Order Expert
	Number Sled	32	Number Sled Beginner
		33	Number Sled Explorer
		34	Number Sled Expert
	Maths Mania	35	Maths Mania Beginner
		36	Maths Mania Explorer
37		Maths Mania Expert	
Logic	Logic Games	38	Fishing Fun Beginner
		39	Fishing Fun Explorer
		40	Fishing Fun Expert
		41	Complete the Pattern Beginner
		42	Complete the Pattern Explorer
		43	Complete the Pattern Expert
	Speed Games	44	Twins Hunter
		45	Ball Collector
		46	What's New?
		47	Action Talent
	Memory Games	48	Super Matching
		49	Dancing Fun
		50	Super Archer
51		Matching Pair	
Science	Science	52	Animal Discovery
		53	Animal Detective Beginner
		54	Animal Detective Explorer
		55	Animal Detective Expert
	Social Studies	56	Puppy Provision
		57	Recycle Expert
	My Tools	58	Crazy Weather Reporter
		59	Social Calendar
60		My Creative Collection	

Category 1: Creativity

App 1. Creativity Studio

A01 Magic Show

Welcome to Puppy's Magic Show! Use the Cursor Keys to choose any 3 objects you like to see what will happen! Then colour it for Puppy! Great!

A02 Magic Mirror

Choose an animal and colour it in. Then press the Cursor Keys to select a distorting mirror and let the animal look into it. So much fun!

A03 Picture Painter

Do you want to be a painter? After you choose a picture, paint it by selecting colours on the colour pallet and then press the Enter Button to confirm. When you're done, press the Enter Button to watch your painting come to life!

App 2. My Aquarium

A04 My Aquarium

It's your very own aquarium! Decorate your aquarium with different fishes and decorations! After that, it's time to feed your fish! Wow, that's the coolest aquarium I've ever seen! You can also select Delete to remove fishes and decorations.

App 3. Music Fun

A05 Music Explorer

Let's explore the music together! Use the Cursor Keys to choose a place you like to go to and then press the Letter buttons, Number buttons, Enter Button or Cursor Keys to play fun sounds over the melody.

A06 Animal Concert

Let's go and see an animal concert! Use the Cursor Keys to choose a song and press the Enter Button to confirm, you can also press a Number button to choose a song. After selecting a song, choose an animal that you would like to see sing and dance!

A07 Drum Mania

Let's play the drums! Listen to the melody, follow the rhythm and use the Left, Right or Up and Down Cursor Keys or the Enter Button to play the drums when the objects touch the red line! Press the Help Key for a hint any time. If you score over 80 points, the game will level up!

A08 Music DJ

It's fun to be a music DJ! Use the Cursor Keys to choose a song and press the Enter Button to confirm, you can also press a Number button to choose a song. Then use the Left and Right Cursor Keys to adjust the tempo and use the Up and Down Cursor Keys to adjust the pitch of the melody.

Category 2: Language

App 4. Letters

A09 Hot Air Balloon Journey

Let's go on a journey in a hot air balloon! Use the Cursor Keys and Enter Button to catch the matching capital or small letters!

A10 Letter Bubbles

Do you like blowing and catching bubbles? Look, Puppy is blowing so many colourful letter bubbles! Press the Letter Buttons to catch the letter bubbles to learn their sounds.

A11 Sound Surprise

Wow, Puppy gets a gift! Can you help him guess what it is? Listen to the sound and press the Letter Buttons on the screen to find the answer! Wow, you've got it!

App 5. Wonderful Words

A12 Wonderful Words Beginner

Let's start, beginners! Let's join Puppy to learn some wonderful words! Use the Cursor Keys and Enter Button to choose a word and then you will see an accompanying animation.

A13 Wonderful Words Explorer

Nice to see you again, explorers! Let's join Puppy to learn some difficult words! Use the Cursor Keys and Enter Button to choose a word and then you will see an accompanying animation.

A14 Wonderful Words Expert

Hi, experts! Let's join Puppy to learn more difficult words! Use the Cursor Keys and Enter Button to choose a word and then you will see an accompanying animation.

App 6. Rhyming

A15 Rhyming Party Beginner

Welcome, beginners! Do you want to join our rhyming party? Catch a word that rhymes with the given word as fast as you can, press the Enter Button to catch it!

A16 Rhyming Party Explorer

My explorers, let's have some fun at the rhyming party! Catch a word that rhymes with the given word as fast as you can, then press the Enter Button to catch it!

A17 Rhyming Party Expert

The rhyming party is so much fun! Catch a word that rhymes with the given word as fast as you can, then press the Enter Button to catch it!

App 7. Sound Ships

A18 Sound Ship Beginner

Welcome, beginners! Look at the sailing ships passing by! Let's help Puppy identify each ship which is coming into the village and find the word that begins with the given sound. Use the Cursor Keys and Enter Button to play!

A19 Sound Ship Explorer

Sailing time, explorers! Let's help Puppy identify each ship which is coming into the village and find the word that begins with the given sound. Use the Cursor Keys and Enter Button to play!

A20 Sound Ship Expert

Hi, experts! Let's help Puppy identify each ship which is coming into the village and find the word that begins with the given sound. Use the Cursor Keys and Enter Button to play!

A21 Vowel Voyage

Let's help Puppy identify each ship that is coming to the village and find the word that ends with the given vowel sound. Use the Cursor Keys and Enter Button to answer. If you score over 80 points for two rounds, the game will level up! Hurray!

App 8. Word Maker

A22 Word Maker Beginner

This is for you, beginners! Listen to the letter sound carefully to find the sound which makes up the corresponding word. Use the Cursor Keys and Enter Button to play!

A23 Word Maker Explorer

This is for you, explorers! Listen to the letter sound carefully to find the sound which makes up the corresponding word. Use the Cursor Keys and Enter Button to play!

A24 Word Maker Expert

This is for you, experts! Listen to the letter sound carefully to find the sound which makes up the corresponding word. Use the Cursor Keys and Enter Button to play!

App 9. Spelling

A25 Missing Letter Beginner

There are so many letter balls in the swimming pool. Use the Cursor Keys and Enter Button to choose the ball with the right letter to complete the words.

A26 Missing Letter Explorer

There are more letter balls in the swimming pool. Use the Cursor Keys and Enter Button to choose the ball with the right letter to complete the words.

A27 Missing Letter Expert

You're an expert now! There are even more letter balls in the swimming pool. Use the Cursor Keys and Enter Button to choose the ball with the right letter to complete the words.

Category 3: Maths

App 10. Numbers

A28 Count the Amount

Let's play a counting game with Puppy! Press a number button and let's count together! One, two, three... Great!

A29 Number Order Beginner

Join Puppy in the swimming pool! Choose a ball with the right number to complete the number order from 1 to 20. Let's begin!

A30 Number Order Explorer

Good to see you again, explorers! Choose a ball with the right number to complete the number order with even or odd numbers. Come on!

A31 Number Order Expert

You're doing a good job, experts! Choose a ball with the right number to complete the number order from 1 to 99. Keep trying, you can do it!

App 11. Number Sled

A32 Number Sled Beginner

Do you want to play on the number sled with Puppy? Use the Cursor keys and Enter Button to choose the correct side with more or fewer objects.

A33 Number Sled Explorer

The number sled is so much fun! Listen to the question carefully, then use the Cursor Keys and Enter Button to choose the correct side with more or fewer. Keep going!

A34 Number Sled Expert

You're getting good at this now experts! Listen to the question carefully, then use the Cursor Keys and Enter Button to choose the right side with the bigger or the smaller number.

App 12. Maths Mania

A35 Maths Mania Beginner

We need to help Puppy cross the sea. Can you help her solve the addition problem that will melt the ice? Use the Cursor Keys and Enter Button to play!

A36 Maths Mania Explorer

Ooh, ice has blocked Puppy's way! Can you help her solve the addition or subtraction problem that will melt the ice? Use the Cursor Keys and Enter Button to play!

A37 Maths Mania Expert

The ice is so big! Can you help her solve the addition or subtraction problem that will melt the ice? Use the Cursor Keys and Enter Button to play!

Category 4: Logic

App 13. Logic Games

A38 Fishing Fun Beginner

Do you like fishing? Use the Cursor Keys and Enter Button to catch the same type of fish as the one shown. Catch as many as you can before time runs out!

A39 Fishing Fun Explorer

Fishing is so much fun! Use the Cursor Keys and Enter Button to catch the same type of fish as the one shown. The fishes are moving faster, catch as many as you can before time runs out!

A40 Fishing Fun Expert

Hello, fishing experts! Use the Cursor Keys and Enter Button to catch the same type of fish as the given one shown. The fishes are moving really fast, catch as many as you can before time runs out!

A41 Complete the Pattern Beginner

A sequence of objects will be shown, with 1 object missing. Help Puppy find the object that completes the pattern! Use the Cursor Keys and Enter Button to play!

A42 Complete the Pattern Explorer

A sequence of 6 objects will be shown, with 1 object missing. Help Puppy find an object that completes the pattern! Use the Cursor Keys and Enter Button to play!

A43 Complete the Pattern Expert

Look at the pictures carefully, then help Puppy find the objects that complete the pattern! A sequence of 8 different coloured objects will be shown, with 2 objects missing. Use the Cursor Keys and Enter Button to play!

App 14. Speed Games

A44 Twins Hunt

Let's train our brains! Look at the picture carefully to see if the next picture is the same as the last one shown. Use the Left and Right Cursor Keys to play! If you score over 80 points for two rounds, the game will level up!

A45 Ball Collector

Let's see how many balls you can collect in 60 seconds, use the Left and Right Cursor Keys to sort the balls by colour as fast as you can. If you score over 80 points for two rounds, the game will level up! The balls will fall faster and faster each time you level up.

A46 What's New?

Puppy will show you a sequence of objects, and then let's find what's been added! Use the Cursor Keys and Enter Button to play! If you score over 80 points for two rounds, the game will level up! There will be more and more objects in the sequence each time you level up.

A47 Action Talent

There are four mini games included here.

A. Fishing: When you see the fish biting the bait, press the enter button as soon as possible to catch it. Don't miss it or the fish will eat the bait and get away.

B. Turning the tap: You need to fill the bucket up, but you need to turn the tap off before the water overflows. Press the enter button to turn the tap off.

C. Pump the balloon: Puppy needs your help to pump up balloons. Press the enter button at the right time before the balloon bursts.

D. Pop the balloon: The target will move quickly around the screen. Press the enter button when the target moves onto the balloon to pop it.

App 15. Memory Games

A48 Super Matching

Puppy and her friend will pass objects to each other, can you find the object that you saw? If you score over 80 points for two rounds, the game will level up! The higher the level, the more difficult it is to spot the objects!

A49 Dancing fun

Dancing is so much fun! Watch Puppy's moves carefully and remember them, then use the Cursor Keys to follow Puppy's moves. The games will start at 2 moves, then after you answer correctly, one move will be added. When you successfully complete 10 moves, you complete the game!

A50 Super Archer

Are you good at shooting? Shoot the target that matches the picture you saw. Use the Left or Right Cursor Keys to play. There are 5 questions per round. If you score over 80 points for two rounds, the game will level up!

A51 Matching Pair

Look at the objects closely and remember the order! Use the Cursor Keys and Enter Button to switch the order of the objects to match the original object order shown. If you score over 80 points for two rounds, the game will level up!

Category 5: Science

App 16. Science

A52 Animal Discovery

Animals have a lot of special parts, let's find out what they are! Use the Cursor Keys and Enter Button to play!

A53 Animal Detective Beginner

Animals have lots of special parts, do you know what they are? Use the Cursor Keys to choose the name of the animal part that matches the picture then press the Enter Button. You have 3 choices to choose from.

A54 Animal Detective Explorer

Different animals have many different parts, do you know what they are? Let's see how familiar you are with these animals! Use the Cursor Keys and Enter Button to play. You may have 4 choices to choose from.

A55 Animal Detective Expert

Let's test your knowledge! Different animals have many different parts, do you know what they are? Let's see how familiar you are with these animals! Use the Cursor Keys and Enter Button to play. You may have 5 choices to choose from.

App 17. Social Studies**A56 Puppy Provision**

Can you take good care of Puppy? Listen to Puppy's voice carefully to find out what she needs. Use the Cursor Keys and Enter Button to choose the right things to help Puppy!

A57 Recycle Expert

Let's help Puppy to protect the environment! Look carefully at the category of the recycling bin, then choose the correct object that goes in it. Use the Cursor Keys and Enter Button to play!

App. 18 My Tools**A58 Crazy Weather Reporter**

Choose a day and let's see what the weather will be! Use the Cursor Keys and Enter Button to choose from Monday to Sunday!

A59 Social Calendar

There are so many things Puppy needs to do this week! Use the Cursor Keys and Enter Button to choose a day and to see what she will be doing!

A60 My Creative Collection

Let's see the creative things you've been working on! You can review the things that you made in creative activities.

CARE & MAINTENANCE

1. Keep the unit clean by wiping it with a slightly damp cloth.
2. Keep the unit out of direct sunlight and away from any direct heat sources.
3. Remove the batteries when the unit is not in use for an extended period of time.
4. Do not drop the unit on a hard surface and do not expose the unit to excess moisture or water.

TROUBLESHOOTING

If for some reason the program/activity stops working or malfunctions, then please follow these steps:

1. Turn the unit OFF.
2. Interrupt the power supply by removing the batteries.
3. Let the unit stand for a few minutes, then replace the batteries.
4. Turn the unit back ON. The unit will now be ready to play again.
5. If the product still does not work, replace with an entire set of new batteries.

If the problem persists, please call our Consumer Services Department on 01235 546810 (from UK) or +44 1235 546810 (outside UK) and a service representative will be happy to help you.

TECHNICAL SUPPORT

If you have a problem that cannot be solved by using this manual, we encourage you to visit us online or contact our Consumer Services Department with any problems and/or suggestions that you might have. A support representative will be happy to assist you.

Before requesting support, please be ready to provide or include the information below:

- The name of your product or model number (the model number is typically located on the back or bottom of your product).
- The actual problem you are experiencing.
- The actions you took right before the problem started.

Internet: www.vtechuk.com

Phone: 01235 546810 (from UK), or +44 1235 546810 (outside UK)

IMPORTANT NOTE:

Creating and developing **VTech®** products is accompanied by a responsibility that we at **VTech®** take very seriously. We make every effort to ensure the accuracy of the information, which forms the value of our products. However, errors sometimes can occur. It is important for you to know that we stand behind our products and encourage you to call our Consumer Services Department on 01235 546810 (from UK), or +44 1235546810 (outside UK) with any problems and/or suggestions that you might have. A service representative will be happy to help you.





PRODUCT WARRANTY



Thank you for choosing this quality product from VTech. We hope it will bring many hours of entertainment, imaginative play and learning.

1. The product detailed above is covered by a one year warranty from the date of purchase, against any defects in materials or workmanship.
2. The product may be returned to the place of purchase. Alternatively the product can be returned to VTech Electronics Europe plc (see address below), with proof of purchase, without proof of purchase no replacement will be provided.
3. VTech Electronics Europe plc will examine the product and if it is found to be defective due to faulty materials or workmanship, will replace the product at their discretion.
4. If the product covered by this warranty is damaged due to misuse, modification or unauthorised repair, or because of faulty batteries, battery discharge or incorrect electrical connections, then this warranty becomes void.
5. This warranty is personal to the original purchaser and is not transferable.
6. Breakages to the LCD screen are not covered by the warranty.
7. Returns to VTech Electronics Europe plc should include a cheque or postal order for £1.50 towards the cost of return postage and packaging.
8. Products returned to VTech Electronics Europe plc, should be addressed as follows and packed carefully to avoid damage in transit (Please do not include batteries or adaptor).
Please include details of the fault together with your name and address.

VTech Electronics Europe plc, c/o Tablogix Limited, 200 Milton Park, Abingdon, Oxon OX14 4TA

THIS WARRANTY IS OFFERED AS AN EXTRA BENEFIT AND DOES NOT AFFECT CONSUMERS' STATUTORY RIGHTS.

This warranty is valid for the UK and Eire only. For products purchased outside the UK and Eire, please contact your local distributor or place of purchase.

